



### District Report Card: 2017


<b>State:</b> Chhattisgarh	<b>District:</b> Kawardha
<b>Class:</b> 3	<b>Subject:</b> Language
<b>Schools:</b> 61	<b>Students:</b> 1826


### Participation/Coverage


#### Students

<div>GENDER</div> <div></div>	Boys		Girls	
	Number	%	Number	%
	910	49.84	916	50.16

<div>AREA</div> <div></div>	Rural		Urban	
	Number	%	Number	%
	1735	95.02	91	4.98

<div>CATEGORY</div> <div></div>	SC		ST		OBC		GEN	
	Number	%	Number	%	Number	%	Number	%
	235	12.87	358	19.61	1220	66.81	13	0.71

<div>CWSN</div> <div></div>	LD	VI	HI	S&LD	ID	Oth
	4	0	1	2	12	2

<div>Management</div> <div></div>	Government		Government-aided	
	Number	%	Number	%
	1782	97.59	44	2.41

### Average Performance of Students in Language (%)

Overall	Gender		Area		Management		Social Group			
	Male	Female	Rural	Urban	Govt.	Aided	SC	ST	OBC	GEN
62.77	63.34	62.21	62.69	64.47	62.57	70.91	61.42	55.25	65.12	74.36

## Performance on Learning Outcomes (LOs)

Learning Outcomes	Description	Average Performance(%)
L304	Reads small texts with comprehension i.e., identifies main ideas, details, sequence and draws conclusions	63.92
L312	Reads printed scripts on the classroom walls: poems, posters, charts etc.	60.48

Range of Performance of Students who Answered Correctly							
Below 30%		30% - 50%		50% - 75%		Above 75%	
Number	%	Number	%	Number	%	Number	%
193	10.57	313	17.14	727	39.81	593	32.48

## Lowest Performing Learning Outcomes (LOs)

1 - Reads printed scripts on the classroom walls: poems, posters, charts etc. (60.48)

2 - Reads small texts with comprehension i.e., identifies main ideas, details, sequence and draws conclusions (63.92)